

Carestream

Family of DRX Imaging Rooms

# Powerful. Configurable. Versatile.

Our Family of Imaging Rooms Lets You Choose  
the Ideal Balance of Features and Affordability.



SMART IMAGING SOLUTIONS



## Meet the Family.

A full range of rooms and components, all driven by the power of the X-Factor.

When it comes to patient volume, budget, workflows and the exam types you perform, every imaging facility is a little different. So when it comes to selecting a new X-ray room, one size will never fit all.

That's why our Family of DRX Imaging Rooms offers such a wide array of solutions.



### Industry-Leading Performance: Meet Our Family of DRX Detectors.

Our portfolio of detectors includes wireless, shareable and fixed models to meet your demands based on exam type, detector size, dosage level, and budget.

All of our DRX Detectors work seamlessly across the entire family of DRX Imaging Rooms. Discover the right detector for your needs at [carestream.com/detectors](http://carestream.com/detectors).



## Powerful.

### The DRX Evolution Plus System.

Our flagship DR Room is a powerful, top-of-the line system that performs a wide variety of general radiographic exams – with remarkable convenience, patient comfort and pristine image quality. You can select a fully automated, partially automated or manual configuration.

## Configurable.

### The DRX-Ascend System.

The flexible DRX-Ascend delivers robust features at an affordable price, making it ideal for smaller facilities – or for large facilities with smaller budgets. You can configure tube stands, wall stands, tables and accessories to meet your facility's specific space, exam needs and budget.

The DRX Ascend can be configured Analog or fully DR integrated; you can upgrade an Analog system to DR at anytime.










## Versatile.

### The DRX-Excel Plus System.

The CARESTREAM DRX-Excel Plus System combines fluoroscopy and general radiology capabilities in one compact unit. With fluoroscopy technology optimized specifically for large and mid-size hospitals and medical centers, it also delivers accelerated workflow, high-resolution images and a wide range of exams.

# Features at a Glance.

Ceiling-Mount Tube	Floor-Mount Tube	Wall Stand	Table	Console	Additional Details
<ul style="list-style-type: none"> <li>Motorized to automatically track detector movement for fast source-to-detector alignment</li> <li>Preprogrammed tube and Bucky positions speed workflow</li> <li>Non-motorized option also available</li> <li>Multi-axis motion-control option</li> </ul>	<ul style="list-style-type: none"> <li>Not available</li> </ul>	<ul style="list-style-type: none"> <li>Motorized, with auto-tracking and auto-centering with overhead tube</li> <li>Automatic Exposure Control (AEC) Rail Options</li> </ul> 	<ul style="list-style-type: none"> <li>Standard table for patients up to 600 lbs. (272 kg)</li> <li>Extra-heavy-duty model for patients up to 705 lbs. (320 kg.)</li> </ul>	<ul style="list-style-type: none"> <li>Anatomical Program Radiography (APR)</li> <li>Easy-to-use, intuitive interface, with touch screen control, customized to match clinical workflow</li> </ul> 	<ul style="list-style-type: none"> <li>X-Factor-enabled</li> <li>A broad range of software options, including admin reporting, DICOM, APR, AEC and Intelligent Collimator</li> <li>Also offers Long-Length Imaging, Linear Tomography and Transbay options, Dual Energy and Tomosynthesis</li> <li>DAP measurements to track the exact radiation dose received by each patient</li> </ul> 
<ul style="list-style-type: none"> <li>Ceiling-Mounted Tube: Advanced ergonomic features and virtually unlimited positioning capabilities.</li> <li>Motorized option to track vertically with the wallstand or table</li> <li>Auto-tracking</li> <li>Q-VISION with Multi-color touchscreen at tube for remote generator control</li> </ul>	<ul style="list-style-type: none"> <li>Free-standing: Eliminates the need for additional ceiling rails</li> <li>Standard: available with an 8-foot or 10-foot track</li> </ul>	<ul style="list-style-type: none"> <li>Vertical 420: Easy standing exams with its extensive vertical range</li> <li>Vertical 420T: All benefits of the 420 plus manual or motorized Bucky tilt</li> <li>Side-Mount: Narrower base to save space in smaller rooms</li> </ul> 	<ul style="list-style-type: none"> <li>Elevating Float-Top: Adjusts from extra-low to high elevation</li> <li>Float-Top: Flat-top design for easier patient transfer from stretchers</li> <li>Enclosed Fixed: Combines advanced features with an affordable price</li> <li>Optional Float-Top and elevating table</li> </ul>	<ul style="list-style-type: none"> <li>Odyssey: Easy, menu-driven operation</li> <li>Q-Vision: Speeds workflow with quick selection of body parts on large monitor</li> </ul>	<ul style="list-style-type: none"> <li>X-Factor-enabled</li> <li>Manual LLI option</li> <li>A broad range of software options: Admin reporting, DICOM, APR, AEC, Intelligent Collimator</li> <li>DAP measurements to track the exact radiation dose received by each patient</li> </ul>
Tube and Column	Control System	Table	SID Capability	Dose Tracking	Additional Details
<ul style="list-style-type: none"> <li>Fully motorized for fast, easier exams, convenience and accelerated workflow</li> </ul> 	<ul style="list-style-type: none"> <li>Allows technologist to operate the system remotely or right at the patient's side</li> </ul>	<ul style="list-style-type: none"> <li>Tilts +/-90 degrees, to accommodate patients up to 265kg, offers the lowest fixed-table height in the industry for easy patient access</li> </ul> 	<ul style="list-style-type: none"> <li>Industry-leading SID range for image capture from 110 to 180cm</li> </ul>	<ul style="list-style-type: none"> <li>DAP measurements to track the exact radiation dose received by each patient</li> </ul>	<ul style="list-style-type: none"> <li>Optionally X-Factor-enabled</li> <li>Relaxing ambient lighting and selectable music to enhance patient comfort</li> </ul> 
<p>A second system, <b>the DRX Excel</b>, is also available – scaled down and offered at an affordable price for small- to mid-sized facilities.</p> 					



NO MATTER WHICH ROAD YOU'RE ON,  
WE'LL GET YOU WHERE  
YOU NEED TO GO.

SMART IMAGING SOLUTIONS

### The Fastest Route to a Successful Imaging Future.

As you travel to the future of imaging, what's your next step? Maybe you want to move from analog to digital. Perhaps you need to accelerate your X-ray workflow. Or it could be you're ready to add new imaging modalities to your facility to provide better patient care. Wherever you're headed, we have the smart solutions you need: Full-digital imaging suites and leading-edge mobile units. Affordable CR systems. Wireless, sharable detectors and CR-to-DR retrofit kits. As well as additional modalities such as Extremity CT, Ultrasound and Fluoroscopy.

### Start Mapping your Route Today.

Visit [carestream.com](http://carestream.com) to start your journey.

Carestream also offers benchmark healthcare IT solutions. The gold standard in X-ray film. And, when it comes to digital output, our laser imagers and self-service kiosk provide high-quality solutions for all imaging modalities.

### A Community of Service and Support.

For dependable service, look to our Customer Success Network. We work continuously to improve your imaging performance, help you to innovate as needs change, and make the most of your budget and resources. Carestream's Customer Success Network surrounds you with a dynamic team of experts, with a Single Point of Entry for easy, customized access to the right people in every situation. You and your patients will benefit from the expertise and best practices only Carestream can deliver – based on thousands of customer engagements worldwide and our 100-year heritage in medical-imaging innovation.



[carestream.com](http://carestream.com)

